


Available finishes


Use **BOLD** color code in model number (Example: SC-1-**PL**)

Gloss




WH White **LA** Light Almond **AL** Almond **IV** Ivory **GR** Gray **BR** Brown **BL** Black

Satin Colors



SW Snow **LS** Limestone **BI** Biscuit **ES** Eggshell **PD** Palladium **TP** Taupe **ST** Stone



BG Bluestone **PL** Plum **TQ** Turquoise **GS** Goldstone **DS** Desert Stone **GB** Greenbriar **MS** Mocha Stone

Metal*



TC Terracotta **SI** Sienna **HT** Hot **MR** Merlot **MN** Midnight **SS** Stainless Steel

* Stainless Steel metal wallplates include black plastic trim/adaptor, visible from side. Match with separate Black (BL) or Midnight (MN) controls and accessories.

Wallplates for Caséta Wireless, Diva, Luméa, Maestro, Maestro Wireless, Pico wireless, Skylark, Skylark Contour, and Vive Maestro Wireless controls, and Claro, Satin Colors, and Vive accessories



1-gang^{*,**}

CW-1-**XX**¹
SC-1-**XX**²


W: 2.94 in (75 mm); H: 4.69 in (119 mm)
P: .30 in (7.6 mm)



4-gang^{*,**}

CW-4-**XX**¹
SC-4-**XX**²

W: 8.37 in (213 mm); H: 4.69 in (119 mm);
P: .30 in (7.6 mm)



2-gang^{*,**}

CW-2-**XX**¹
SC-2-**XX**²

W: 4.75 in (121 mm); H: 4.69 in (119 mm);
P: .30 in (7.6 mm)



5-gang^{*}

CW-5-**XX**¹
SC-5-**XX**²

W: 10.18 in (259 mm); H: 4.69 in (119 mm);
P: .30 in (7.6 mm)



3-gang^{*,**}

CW-3-**XX**¹
SC-3-**XX**²

W: 6.56 in (167 mm); H: 4.69 in (119 mm);
P: .30 in (7.6 mm)

XX¹: Gloss and metal color codes,
see p. 221

XX²: Satin Colors codes, see p. 221

Multi-gang dimmer installations may require derating, see pp. 251 and 254–257.

* Stainless Steel metal wallplates include black plastic trim/adaptor, visible from side. Match with separate Black (BL) or Midnight (MN) controls and accessories.

** **Bulk packaging available for Gloss colors. For more information, contact Customer Service at 1.888.LUTRON1.**

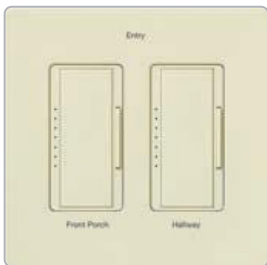


6-gang* CW-6-**XX**¹
SC-6-**XX**²

W: 12.00 in (305 mm); H: 4.69 in (119 mm);
P: .30 in (7.6 mm)

Important note

Multiple devices with line and low-voltage can be mounted behind a common wallplate using a standard barrier backbox. For more information consult Lutron Application Note #213, Combining Low-Voltage and Line Voltage Wiring Devices in a Multi-Gang Box at lutron.com/applicationnotes.



Custom engraving available for all Designer, Traditional, New Architectural, and Architectural style wallplates (except Stainless Steel). For wallplate engraving schedules, go to lutron.com/engraving.

Multi-gang dimmer installations may require derating, see pp. 251 and 254–257.

* Stainless Steel metal wallplates include black plastic trim/adaptor, visible from side. Match with separate Black (BL) or Midnight (MN) controls and accessories.

Cable jacks



- F-style, 75-Ohm coaxial cable
- Wallplate sold separately

Single cable jack CA-CJ-**XX**³
SC-CJ-**XX**²

Telephone jacks



- 6-conductor telephone jack, RJ11
- Wallplate sold separately

Single telephone jack CA-PJ-**XX**³
SC-PJ-**XX**²

XX¹: Gloss and metal color codes, see p. 221
XX²: Satin Colors codes, see p. 221
XX³: Gloss color codes, see p. 221