





Shown actual size: Ariadni dimmer and 1-gang Fassade wallplate in White (WH).








### Product family features

- Matches existing switches
- Toggle-style switch turns light on to level set by slider
- Slider adjusts light to your favorite level
- C•L and eco-dim models available
- Coordinating Fassade wallplates only available separately
- Custom engraving available for wallplates, see p. 230



### Control types

-  Single-pole (one location)
-  3-way or 4-way (two or more locations)

### Direct load type compatibility

-  Dimmable LED/CFL lighting (screw-base)
-  Incandescent/halogen lighting
-  Magnetic low-voltage lighting
-  LED lighting
-  Fluorescent lighting
-  Ceiling fans
-  Ceiling fan/lights

### Load type requiring load interface

-  Electronic low-voltage lighting
-  Neon/cold cathode lighting

Lighting load interfaces may be applicable for some additional load type, voltage, and capacity combinations. For additional information, see pp. 259–263.

**Available finishes**

Use **BOLD** color code in model number (Example: AY-600P-**BL**)

Gloss\*



**WH**  
White



**LA**  
Light Almond



**AL**  
Almond



**IV**  
Ivory



**BR**  
Brown



**BL**  
Black

Metal wallplate\*\*



**SS**  
Stainless Steel

\* Coordinating wallplates only available separately. For wallplate information, see p. 230.

\*\* Stainless Steel metal wallplate only available separately and includes black plastic trim/adaptor, visible from side. Match with separate Black (BL) control. For wallplate information see p. 230.

## Preset dimmers



- Toggle turns lights on/off
- Slide up to brighten, down to dim
- C•L dimmers provide reliable dimming of dimmable LEDs/CFLs, as well as halogens and incandescents

### Dimmable LED/CFL (screw-base) dimmer

#### Incandescent/halogen dimmer

##### 150W preset C•L dimmer\*

3-way/single-pole AYCL-153P-**XX**<sup>1</sup>  
120V 150W (CFL/LED),  
600W (Inc)

Visit [lutron.com/compatibility](http://lutron.com/compatibility) for an approved list of dimmable LED bulbs. See p. 250 to calculate wattage when mixing lamp types.

Adjustable low-end trim.

### Dimmable LED/CFL (screw-base) dimmer

#### Incandescent/halogen dimmer

#### Hi-lume 1% 2-wire LED driver dimmer

##### 250W preset C•L dimmer\*

3-way/single-pole AYCL-253P-**XX**<sup>1</sup>  
120V 250W (LED/CFL),  
600W (Inc),  
350W (Hi-lume 1% LED driver, max 8)

Visit [lutron.com/compatibility](http://lutron.com/compatibility) for an approved list of dimmable LED bulbs. See p. 250 to calculate wattage when mixing lamp types.

Adjustable low-end trim.

**XX**<sup>1</sup>: Gloss color codes, see p. 81

**XX**<sup>2</sup>: Available in Gloss White (WH), Ivory (IV), Almond (AL) and Light Almond (LA)

Wallplates not included. Order separately, see p. 230

### Incandescent/halogen dimmers

#### Preset dimmers

Single-pole 120V 600W	AY-600P- <b>XX</b> <sup>1</sup>
Single-pole 120V 1000W	AY-10P- <b>XX</b> <sup>1</sup>
3-way 120V 600W	AY-603P- <b>XX</b> <sup>1</sup>
3-way 120V 1000W	AY-103P- <b>XX</b> <sup>1</sup>

#### eco-dim preset dimmer<sup>\*,\*\*</sup>

3-way/single-pole 120V 600W	AY-603PG- <b>XX</b> <sup>2</sup>
--------------------------------	----------------------------------

### Magnetic low-voltage dimmers

#### Preset dimmers\*

Single-pole 120V 600VA (450W)	AYLV-600P- <b>XX</b> <sup>1</sup>
3-way 120V 600VA (450W)	AYLV-603P- <b>XX</b> <sup>1</sup>

The stated VA (volt-ampere) rating includes the magnetic transformer heat losses and the lamp load. The stated W (watt) rating is the maximum lamp wattage based on assumed 20% transformer loss.

All models must be derated if ganged unless otherwise noted, see pp. 250 and 258.

\* Minimum load required, visit [lutron.com/faq](http://lutron.com/faq) for more information

\*\* Maximum light output of 85% guarantees 15% energy savings over standard switches

 **3-wire LED driver/fluorescent ballast dimmers**

**Preset dimmers\***

3-way/single-pole 120V 8A	AYF-103P- <b>XX</b> <sup>1</sup>
3-way/single-pole 277V 6A	AYF-103P-277- <b>XX</b> <sup>1</sup>

For use with Hi-lume Premier 0.1% and Hi-lume 1% LED drivers, and EcoSystem and Hi-lume 3D ballasts.

Adjustable low-end trim.

For more information on Lutron LED drivers, visit [lutron.com/HilumeLED](http://lutron.com/HilumeLED).

No derating required if ganged.

**Preset dimmers with locator light**



- Toggle turns lights on/off
- Slide up to brighten, down to dim
- Includes amber locator light
- Not available in Black

 **Incandescent/halogen dimmers**

**Preset dimmers with locator light\*\***

Single-pole 120V 600W	AY-600PNL- <b>XX</b> <sup>2</sup>
Single-pole 120V 1000W	AY-10PNL- <b>XX</b> <sup>2</sup>
3-way 120V 600W	AY-603PNL- <b>XX</b> <sup>2</sup>
3-way 120V 1000W	AY-103PNL- <b>XX</b> <sup>2</sup>

**XX**<sup>1</sup>: Gloss color codes, see p. 81  
**XX**<sup>2</sup>: Available in Gloss White (WH), Ivory (IV), Almond (AL), Light Almond (LA), and Brown (BR)

Wallplates not included. Order separately, see p. 230

All models must be derated if ganged, unless otherwise noted, see p. 258.

- \* **Requires neutral wire connection**
- \*\* Minimum load required, visit [lutron.com/faq](http://lutron.com/faq) for more information

### Fan control



- Toggle turns fans on/off
- Slide up to increase speed, down to decrease
- 3 quiet fan speeds for increased comfort
- For use with only one ceiling paddle fan
- Designed to prevent motor hum

### Dual fan/light control

(two loads)



#### Fan control (left)

- Use slider to turn fan on/off and adjust fan speed
- 3 quiet fan speeds for increased comfort
- For use with only one ceiling paddle fan
- Designed to prevent motor hum

#### Dimmer (right)

- Toggle turns light on/off
- Slide up to brighten, down to dim

#### ✂ Fan control

##### Fan control—quiet 3-speed

3-way/single-pole

120V 1.5A

AYFSQ-F-**XX**<sup>1</sup>

No derating required if ganged.

#### ✂ Dual fan/light control

##### Fan/light control—quiet 3-speed\*

Single-pole

AY2-LFSQ-**XX**<sup>1</sup>

120V 1.5A fan (left)

120V 300W dimmer (right)

Incandescent/halogen

No derating required if ganged.

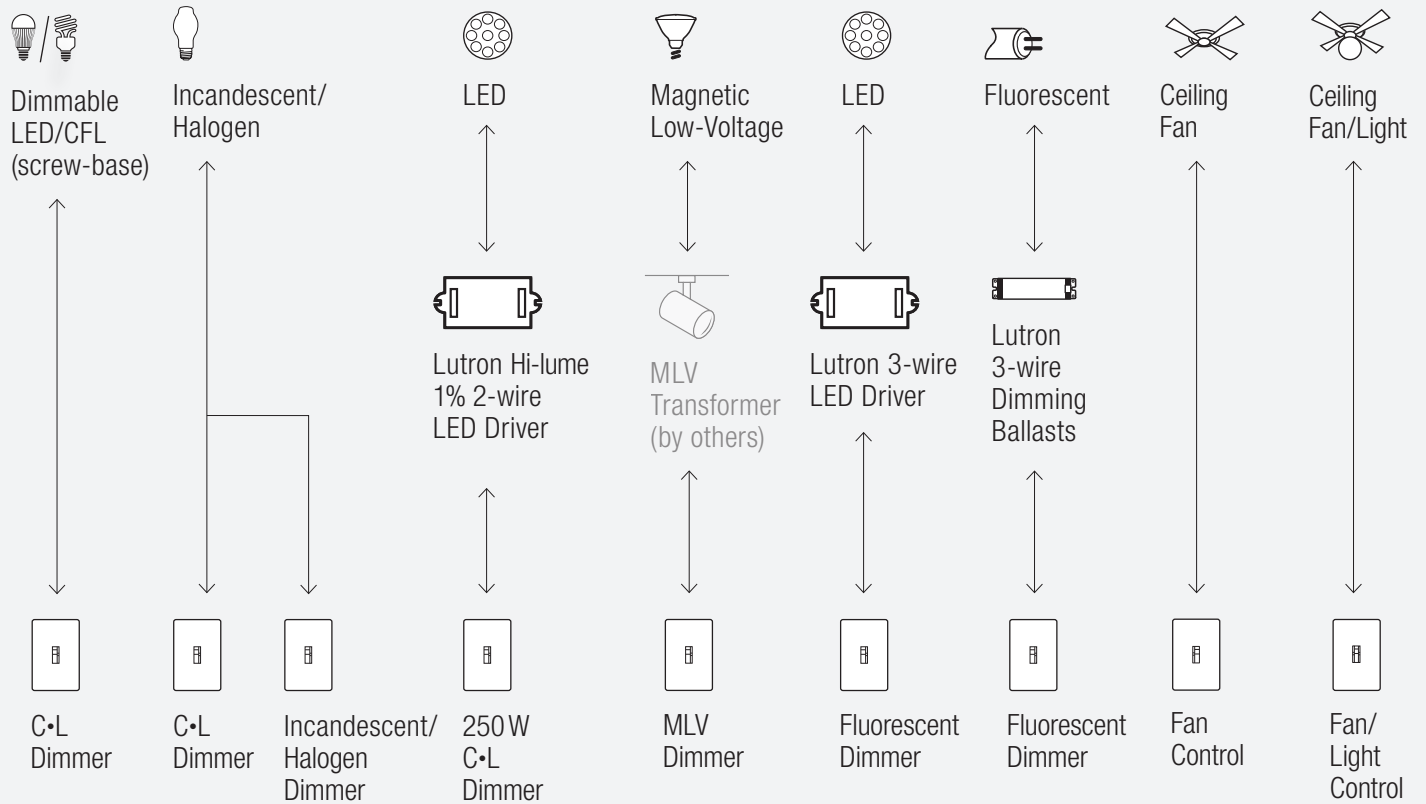
**XX**<sup>1</sup>: Gloss color codes, see p. 81

Wallplates not included. Order separately, see p. 230

\* Minimum load required, visit [lutron.com/faq](http://lutron.com/faq) for more information

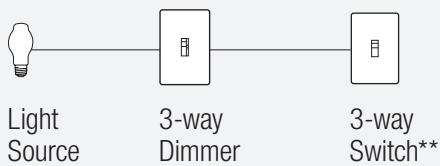
## Connections overview

### Load connections\*

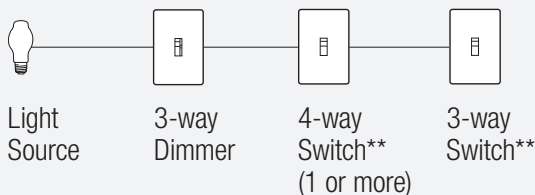
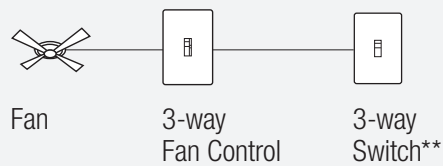


### Control types (for 2 or more locations)

Dim from one location, switch from the others



Fan control from one location, switch from the others



For more information on Lutron LED drivers, visit [lutron.com/HilumeLED](http://lutron.com/HilumeLED).

\* For illustration purposes only. Consult model number pages for specific voltage and capacity information.

\*\* For 3-way and 4-way control, use a 3-way dimmer/fan control with mechanical 3-way or 4-way switches.